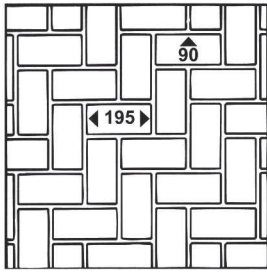
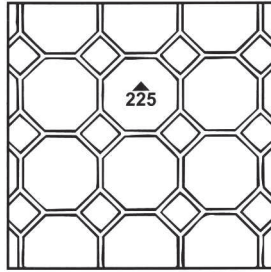


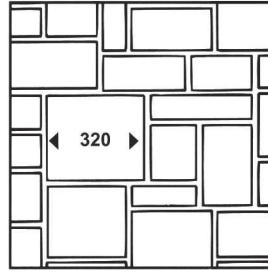
STENCIL PATTERNS




HERRINGBONE



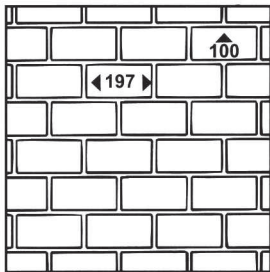
DIAMOND TILE



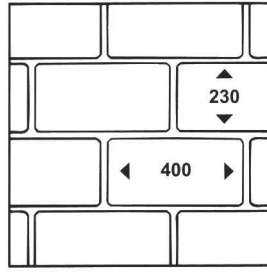
ASHLAR SLATE




REGAL TILE



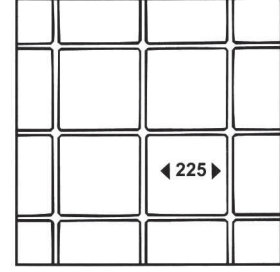
RUNNING BOND



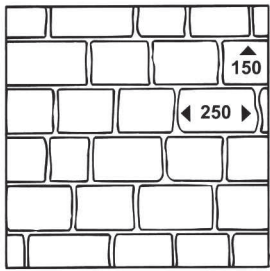
BLOCK



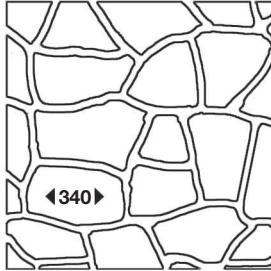
LARGE TILE



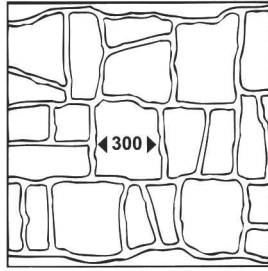
SMALL TILE



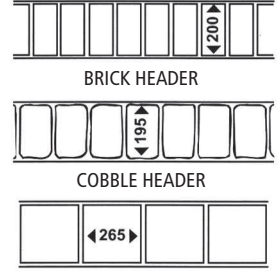
COBBLESTONE



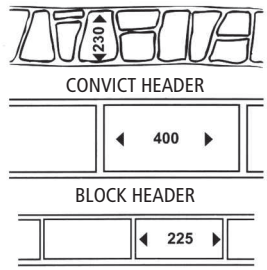
BUSHROCK



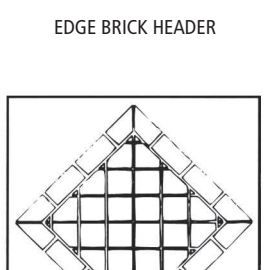
CONVICT BRICK



LARGE TILE HEADER



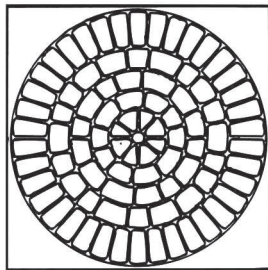
CONVICT HEADER



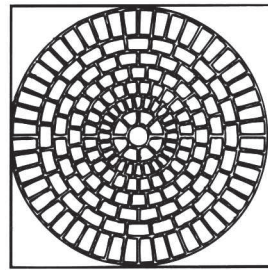
BLOCK HEADER




EDGE BRICK HEADER



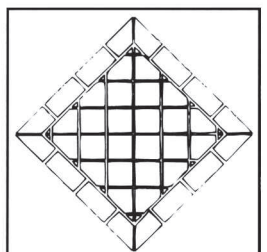
COBBLE ROSETTE 0.9, 1.6M



BRICK ROSETTE 0.9, 1.6, 2.0M



STAR ROSETTE 0.9, 1.6M



DIAMOND 1.2M

IMPORTANT NOTICE

Stencil patterns depicted on this chart are representative only of the brick and tile paving designs and header course varieties available. They are presented on this chart for general guidance only. We recommend that before specifying any stencil pattern that potential purchasers visit a Designer Concrete Coatings branch or agent or where possible a completed project by their contractor to confirm the size and design dimensions of their chosen stencil pattern BEFORE instructing their contractor to carry out the work. It is the responsibility of the pavement owner to satisfy themselves of the correct and intended outcome purpose of use of the stencil product.